




T2 250i Specs



MSRP	\$3,799*	
ENGINE / DRIVE TRAIN	Displacement:	249.4 cc S.O.H.C.
	Type:	4-Stroke Engine, Fuel Injection System with 4 Valve Ceramic-Coated Cylinder
	Compression Ratio:	TBD
	Horsepower:	24.79 hp - 7,500 RPM
	Max Torque:	17.03 lb/ft - 6,000 RPM
	Cooling System:	Liquid
	Transmission:	6-speed, Gear Change
	Primary Reduction:	2.8266 (65/23T)
	GearRatio 1:	2.71 (38/14T)
	GearRatio 2:	1.89 (34/18T)
	GearRatio 3:	1.48 (31/21T)
	GearRatio 4:	1.26 (29/23T)
	GearRatio 5:	1.08 (27/25T)
	GearRatio 6:	0.93 (25/27T)
	Final Reduction:	2.69 (35/13T)
	GearShift:	1 - N - 2 - 3 - 4 - 5 - 6
	Exhaust Emission Co:	< 2.0
	Exhaust Emission HCNOx:	< 0.15
	Noise (dB):	< 77
	Clutch:	TBD
	Drive:	Chain
	Starter:	Electrical Starter
	Ignition:	CDI
	Spark Plug:	TBD
	Alternator:	114 W / 5000 rpm
	Battery Capacity:	12 V 10Ah
	Top Speed:	87 mph
CHASSIS / SUSPENSION / BRAKES	Frame:	High Strength Steel Diamond Type
	Front Suspension:	Telescopic Fork
	Rear Suspension:	Uni Swing
	Front Brakes:	Disk (288mm)
	Rear Brakes:	Disk (222mm)
	Front Tires:	110/70 - 17
	Rear Tires:	140/70 - 17
	Wheel:	Aluminum
CAPACITIES / DIMENSIONS	Weight Capacity:	TBD
	Net Weight:	381.4 Lbs
	Fuel:	Unleaded (90 Octane or Higher)
	Fuel Capacity:	3.69 Gallons
	Ground Clearance:	5.9"
	Length:	78.9"
	Width:	31.1"
	Height:	41.3"
	Seat Height:	31"
	Wheelbase:	51.96"
	Age Recommendation:	16+
ADDITIONAL INFO	Government Certifications:	EPA & DOT Approved, C.A.R.B. Approved for CA
	Headlight Lamp:	12 V 60W/55W x1
	Front Position Daytime Running Lights:	12 V 5Wx2 LED
	Taillight Stoplight Lamp:	12 V LED
	Warranty:	Made in Taiwan with 24 Months Limited Warranty
	MPG:	96 MPG*
AVAILABLE COLORS	Midnight Black	
	Racing White	
	Intense Yellow	

- All riders should take a safety course. Motorized vehicles can be hazardous to operate. For your safety, always wear a helmet, eye protection and protective clothing. Never engage in stunt or extreme riding. Riding and alcohol/drugs don't mix. Avoid excessive speeds. Be particularly careful on difficult terrain.
- For safety precautions, all vehicles must be assembled, inspected and maintained by a certified technician for warranty to be valid. Be sure to check and tighten all nuts and bolts prior to use. Also, be sure to check for appropriate engine fluid levels to ensure your vehicle is operating under the recommended conditions prior to use.
- Prices shown are Alliance Powersports suggested retail prices only and do not include taxes, license and handling charge. Actual vehicle/accessory costs, labor and installation vary. Dealers set their own prices. See your Alliance dealer for details.
- Based on tests conducted in lab conditions. Actual mileage vary depend on vehicle condition, weather, rider weight and riding style, protective clothing and recommended conditions.