

Mio 50 Specs



MSRP

\$1,999*

ENGINE / DRIVE TRAIN

Displacement:	49 cc
Type:	4-stroke, Ceramic Cylinder
Compression Ratio:	12.6 : 1
Horsepower:	1.9 hp - 8000 RPM
Max Torque:	2.15 lb/ft - 6500 RPM
Cooling System:	Air
Transmission:	C.V.T. Auto Speed Change
Clutch:	Centrifugal, Dry Type
Drive:	Belt
Starter:	Electrical Starter / Foot
Ignition:	CDI
Spark Plug:	TBD
Battery Capacity:	TBD
Top Speed:	30mph (Restricted)

CHASSIS / SUSPENSION / BRAKES

Frame:	High Strength Steel
Front Suspension:	Telescopic Fork
Rear Suspension:	Unit Swing
Front Brakes:	Disc (160mm)
Rear Brakes:	Drum (95mm)
Front Tires:	3.0-10 42J
Rear Tires:	90/90-10 50J
Wheel:	Aluminum







CAPACITIES / DIMENSIONS

Weight Capacity:	242 Lbs
Net Weight:	176 Lbs
Fuel:	Unleaded (90 Octane or Higher)
Fuel Capacity:	1.27 Gallons
Ground Clearance:	TBD
Length:	68"
Width:	27"
Height:	41"
Seat Height:	29.9"
Wheelbase:	46.45"
Age Recommendation:	16+

ADDITIONAL INFO

Government Certifications:	EPA & DOT Approved, C.A.R.B. Approved for CA
Warranty:	Made in Taiwan with 24 Months Limited Warranty
MPG:	100 MPG*

AVAILABLE COLORS

White	
Midnight Black	
Chili Red with White	
Burnt Orange with White	
Latte with White	
Hot Chocolate with White	

- All riders should take a safety course. Motorized vehicles can be hazardous to operate. For your safety, always wear a helmet, eye protection and protective clothing. Never engage in stunt or extreme riding. Riding and alcohol/drugs don't mix. Avoid excessive speeds. Be particularly careful on difficult terrain.
- For safety precautions, all vehicles must be assembled and maintained by a certified technician for warranty to be valid. Be sure to check and tighten all nuts and bolts prior to use. Also, be sure to check for appropriate engine fluid levels to ensure your vehicle is operating under the recommended conditions prior to use.
- Prices shown are Alliance Powersports suggested retail prices only and do not include taxes, license and handling charge. Actual vehicle/accessory costs, labor and installation vary. Dealers set their own prices. See your Alliance dealer for details.
- Based on tests conducted in lab conditions. Actual mileage vary depend on vehicle condition, weather, rider weight and riding style, protective clothing and recommended conditions.